


Non-Isolated Drivers

Non-Isolated Drivers



P2049

Wattage - 20w(P2049)

Input Voltage - 85v-300v

Output Voltage - 30v-90v

Output Current - 235mA

Efficiency - $\geq 88\%$


PFC - > 0.95

Surge Protection - more than 2.5kv

Length(mm) - 84*16.5*12.5

Application - Led Tubes and Profiles

Non-Isolated Drivers



P2050

Wattage - 24w(P2050)

Input Voltage - 85v-300v

Output Voltage - 90v

Output Current - 300mA

Efficiency - $\geq 88\%$


PFC - > 0.95

Surge Protection - more than 2.5kv

Length(mm) - 84*16.5*12.5

Application - Led Tubes and Profiles

Non-Isolated Drivers



P2051

Wattage - 10w(P2051)

Input Voltage - 85v-300v

Output Voltage - 90v

Output Current - 110mA

Efficiency - $\geq 88\%$


PFC - > 0.95

Surge Protection - more than 2.5kv

Length(mm) - 84*16.5*12.5

Application - Led Tubes and Profiles

Non-Isolated Drivers



P2052

Wattage - 15w(P2052)

Input Voltage - 85v-300v

Output Voltage - 90v

Output Current - 180mA

Efficiency - $\geq 88\%$


PFC - > 0.95

Surge Protection - more than 2.5kv

Length(mm) - 84*16.5*12.5

Application - Led Tubes and Profiles

Non-Isolated Drivers



P2128

Wattage - 36w(P2128)

Input Voltage - 85v-300v

Output Voltage - 80v

Output Current - 440mA

Efficiency - $\geq 88\%$


PFC - > 0.95

Surge Protection - 2.5kv

Length(mm) - 171*17*12.5

Application - Led Tube and Profiles


Non-Isolated Drivers



P4583

- Wattage - 20w (P4583)
- Input Voltage - 85v - 300v
- Output Voltage - Max. 90v
- Output Current - 235mA
- Efficiency - $\geq 88\%$
- PFC - > 0.95
- Surge Protection - Upto 3.5kv
- Length(mm) - 70*17.5*12 (mm)
- Application - LED Tube Light


Non-Isolated Drivers



P4584

- Wattage - 20w (P4584)
- Input Voltage - 85v - 300v
- Output Voltage - Max. 90v
- Output Current - 215mA
- Efficiency - $\geq 88\%$
- PFC - > 0.95
- Surge Protection - Upto 3.5kv
- Length(mm) - 70*17.5*12 (mm)
- Application - LED Tube Light

Non-Isolated Drivers



P3325

- Wattage - 8~24w(P3325)
- Input Voltage - 85v-300v
- Output Voltage - 30v-80v
- Output Current - 300mA
- Efficiency - $\geq 88\%$
- PFC - > 0.95
- Surge Protection - upto 3.5kv
- Length(mm) - 51*26*15.5
- Application - All Panels, Down Lights, COB Lights.


Non-Isolated Drivers



P3246

- Wattage - 7~15w (P3246)
- Input Voltage - 85-300v
- Output Voltage - 60-120v
- Output Current - 120mA
- Efficiency - >88%
- PFC - >0.95
- Surge Protection - 2.5kv
- Length(mm) - 30.5*20*14
- Application - Bulkhead, Down Lights,
Panel Lights

Non-Isolated Drivers



P4661

Wattage - 20W (P4661)

Input Voltage - 85V - 300V

Output Voltage - 37V - 90V

Output Current - 235mA

Efficiency - $\geq 88\%$

PFC - >0.95


Surge Protection - Upto 4KV

THD - Less than 15%

SIZE (L*B*H*) - 67*16.5*12 (mm)

Application - LED TUBE LIGHT, PROFILES

Non-Isolated Drivers



P922

- Wattage - 18w(P922)
- Input Voltage - 85v-300v
- Output Voltage - 90v
- Output Current - 235mA
- Efficiency - $\geq 88\%$
- PFC - > 0.95
- Surge Protection - more than 2.5kv
- Length(mm) - 37.5*20*13.5
- Application - Led Tubes, Down Lights, Panel Lights




Lightronics
LED Lighting Solutions

 +91 8655 500032

 +91 8655 500031

 sales.lightronics@gmail.com

 www.lightronics.in


Gala No. 9,
Real Industrial Estate No. 5,
Sativali, Vasai East, 401208